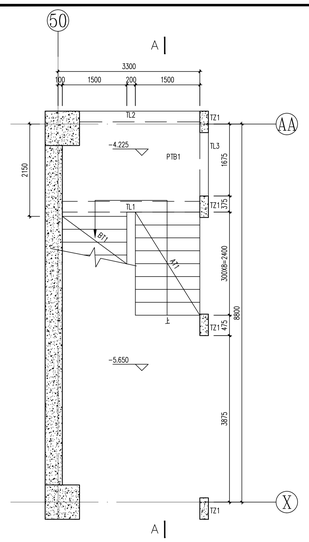

LT1 1-1

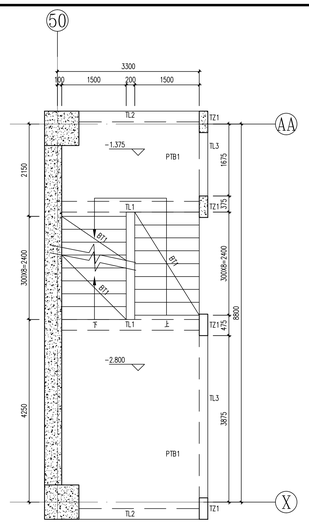

LT1 2-2

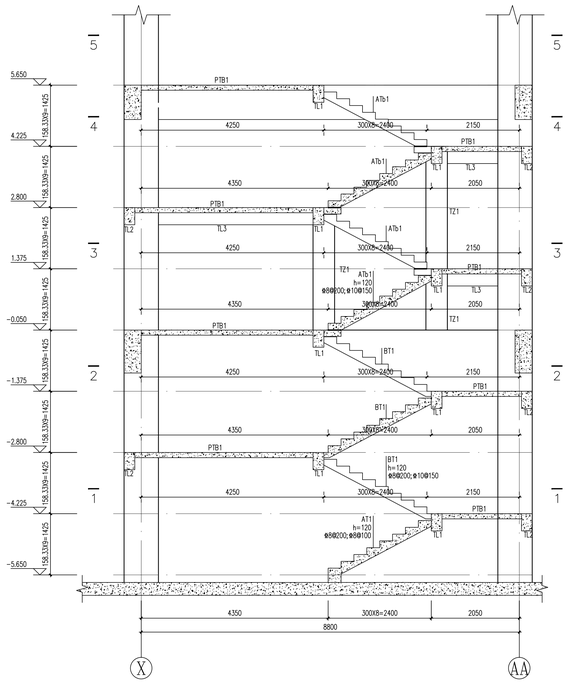

LT1 A-A

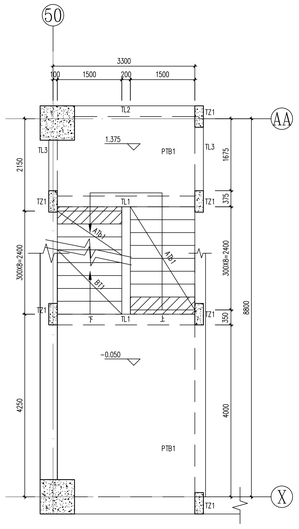

LT1 3-3

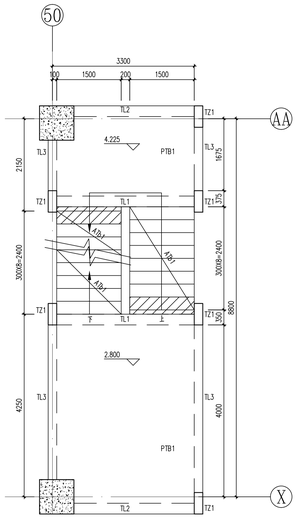

LT1 4-4

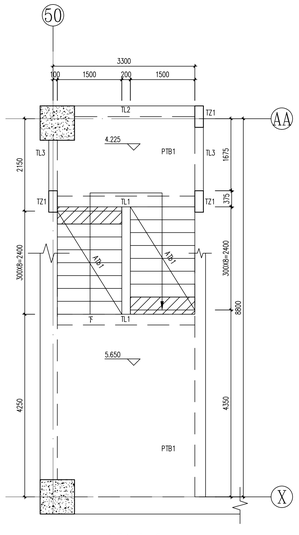

LT1 5-5

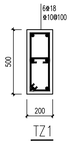

TZ1

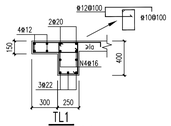

TL1
用于滑动支座处

梯梁挑板范围

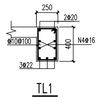

TL1

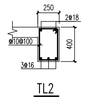

TL2

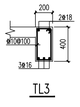

TL3

说明：

1.PTB厚度均为120mm，双层双向设置Φ10@200拉通筋。
2.图中未注明板分布钢筋均为Φ8@200。
3.栏杆预埋配合建施施工。
4.图中梯段板配筋构造形式详见图集22G101-2相关要求，板面钢筋通长设置。
5.楼梯构件不参与整体抗震计算。
6.相同楼梯起步位置、方向结合建施施工。
7.滑动支座做法参22G101-2第2-27页节点1。
8.隔墙下无梁时，在隔墙下板底加筋2Φ14，锚入两侧梁内。
9.附加箍筋直径、肢数同主梁箍筋。
10.楼梯起步做法见图集22G101-2第2-40页节点详图2。

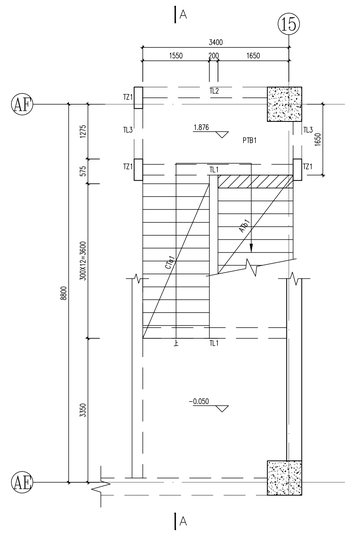

LT2 1-1

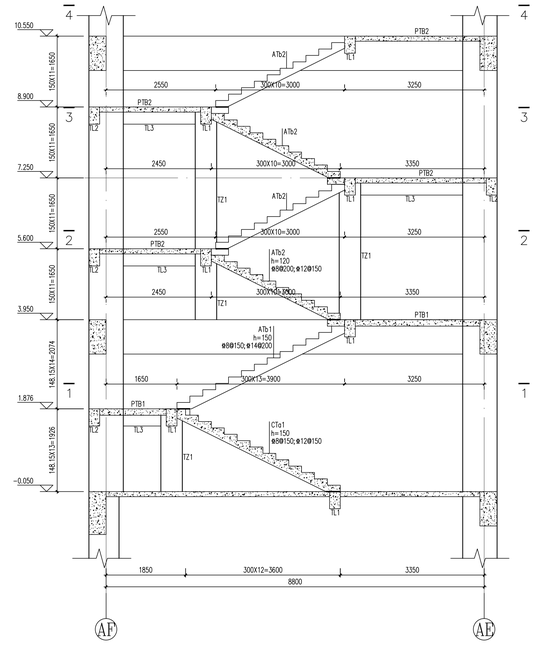

LT2 A-A

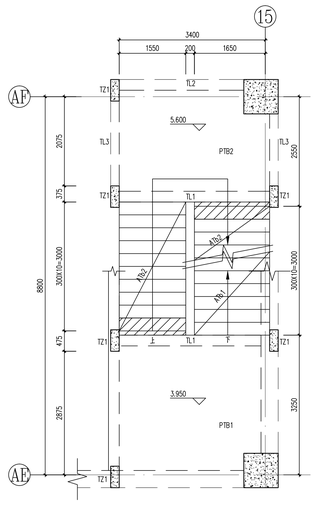

LT2 2-2

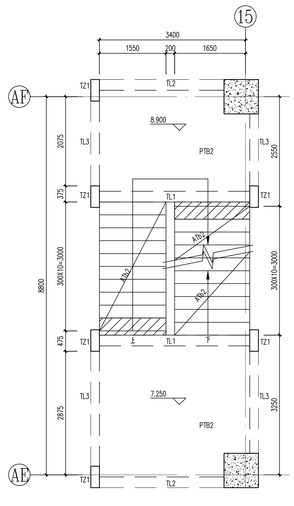

LT2 3-3

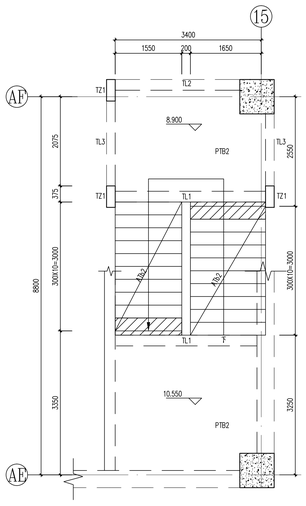

LT2 4-4

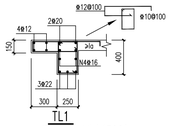

TL1
用于滑动支座处(跨300)

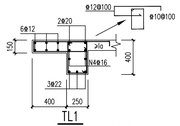

TL1
用于滑动支座处(跨400)

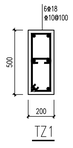

TZ1

梯梁挑板范围

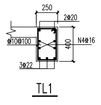

TL1

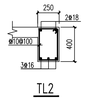

TL2

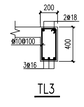

TL3

说明：

1.PTB1厚度为150mm，PTB2厚度为120mm，平台板均双层双向设置Φ10@200拉通筋。
2.图中未注明板分布钢筋均为Φ8@200。
3.栏杆预埋配合建施施工。
4.图中梯段板配筋构造形式详见图集22G101-2相关要求，板面钢筋通长设置。
5.楼梯构件不参与整体抗震计算。
6.相同楼梯起步位置、方向结合建施施工。
7.滑动支座做法参22G101-2第2-27页节点1、第2-40页节点3。
8.隔墙下无梁时，在隔墙下板底加筋2Φ14，锚入两侧梁内。
9.附加箍筋直径、肢数同主梁箍筋。

中国建筑西北设计研究院有限公司
CHINA NORTHWEST ARCHITECTURE DESIGN RESEARCH INSTITUTE CO.,LTD
设计证书编号：A161002630

合作单位
COOPERATION

出图专用章
RELEASE STAMP

注册执业人 REGISTERED PRACTITIONER	
注册证书号 REGISTERED CERTIFICATE NO.	S186101376
注册印章号 REGISTERED SEAL NO.	6100263-S152
注册执业章 REGISTERED PRACTICE SEAL	

建设单位 CLIENT
泰山市博物馆

设计号 PROJECT NO.	25-033

工程名称 PROJECT NAME
泰山博物院建设项目工程总承包（EPC）

子项名称 SUB PROJECT	泰山博物院建设项目（博物院主馆）

图名 TITLE
LT1、LT2详图

项目总负责人 PROJECT LEADER			
审定 APPROVED BY			
审核 CHECKED BY			
专业负责人 DIVISION CHIEF			
校对 PROOFED BY			
设计 DESIGNED BY			
制图 DRAWING BY			
图别 DWG. TYPE	结施	图号 DWG. NO.	10-01
版本号 VER. NO.	01	日期 DATE	2025.04

条形码 BARCODE